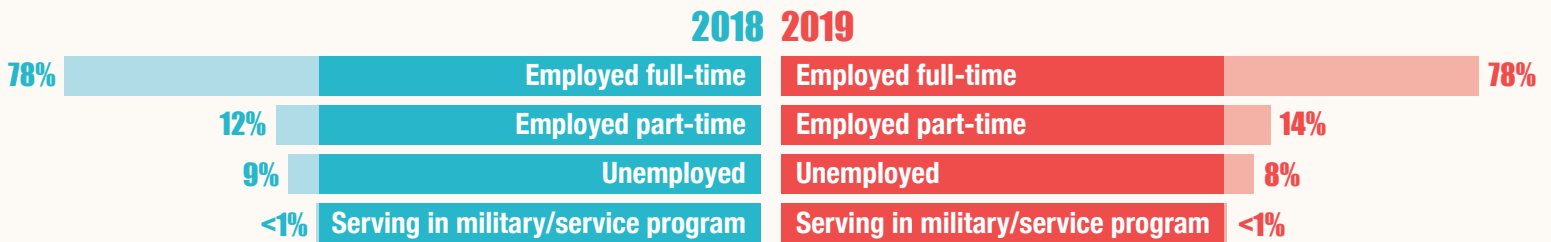
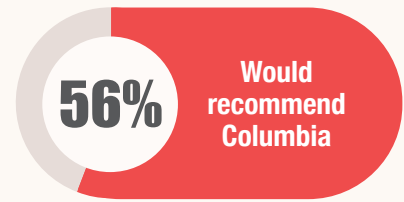
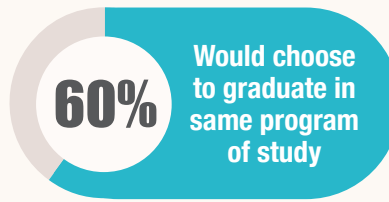
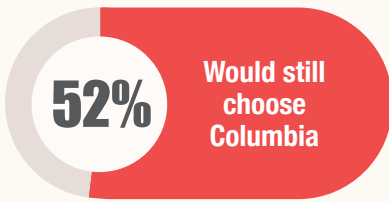


Alumni Survey 2019

Survey of undergraduate & graduate students from the classes of 2007, 2010, 2013 & 2016

Columbia
COLLEGE CHICAGO

Institutional
Effectiveness



91% are employed full- or part-time

54% of those employed find job satisfying overall

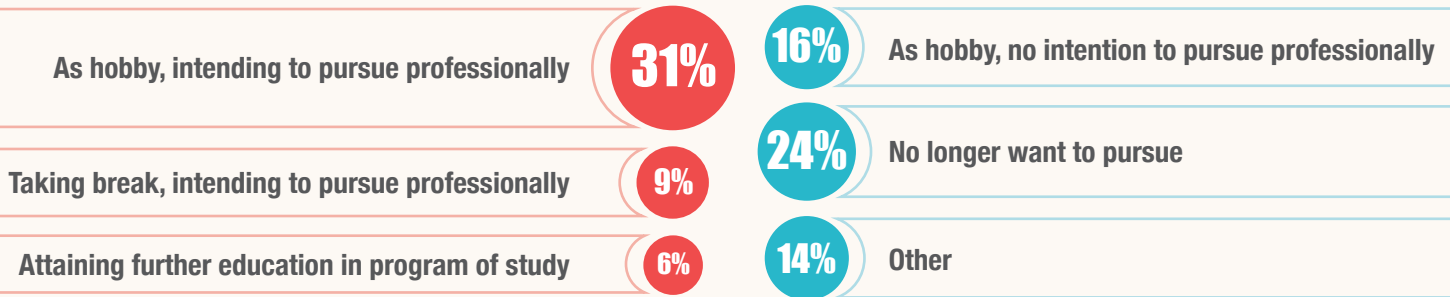
\$55,723 Overall mean income for those employed

67% of those employed are working in their program of study

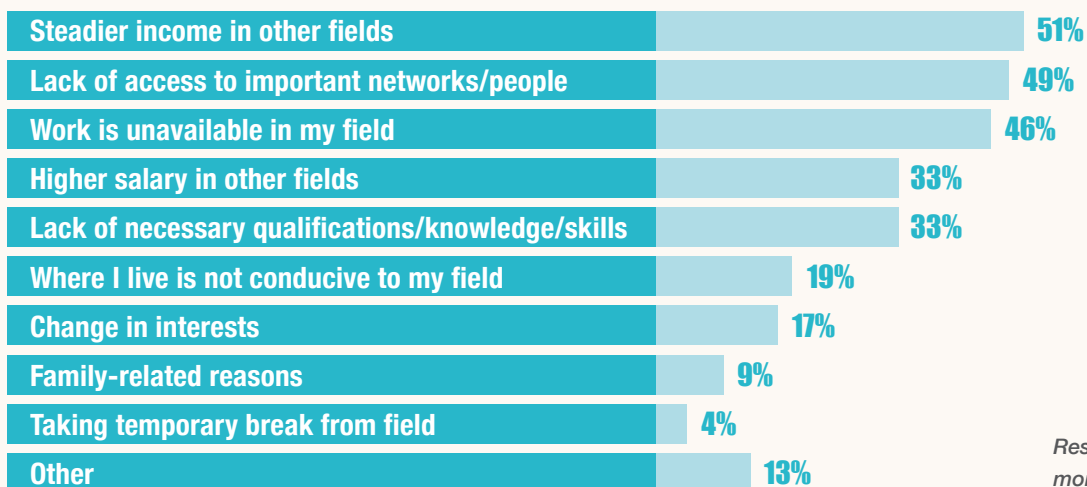
66% of those employed in their program of study find job satisfying overall

\$62,259 Mean income for those employed in their program of study

How do you currently pursue your program of study?



Why is your primary job unrelated to your program of study at Columbia?



Respondents could pick more than one category

Of those employed:

Earn primary income from a **full-time job**

86%

28%

Earn income from **multiple jobs**

Earn **primary** income freelancing

21%

17%

Earn **secondary** income freelancing

Earn **primary** income from self-employment

16%

12%

Earn **secondary** income from self-employment

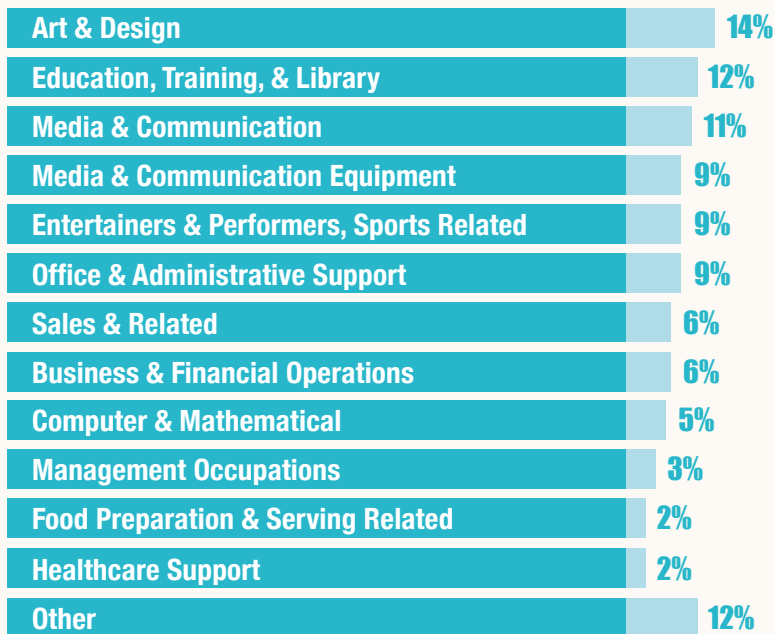
36%

of those employed said Columbia adequately prepared them for their current career

39%

of those employed in their program of study said Columbia adequately prepared them for their current career

Which of the following best describes your primary job?



I feel a connection to:

71%

Friends met at Columbia

42%

Faculty

42%

Your department

41%

Columbia overall

37%

Physical campus

25%

Staff

16%

Alumni network

19%

said value of a college education is worth price

27%

said value of education at Columbia was worth price

65%

are satisfied with overall education