

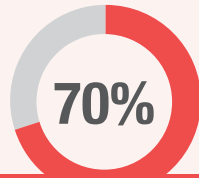
Alumni Snapshot 2017

Class of 2016: One year out of Columbia

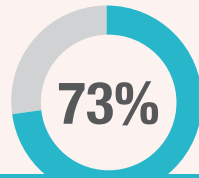
Survey of undergraduate & graduate students

Columbia
COLLEGE CHICAGO

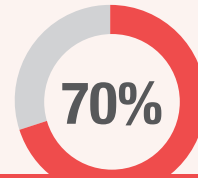
Institutional
Effectiveness



Would still choose Columbia



Would choose to graduate with the same major



Would recommend Columbia

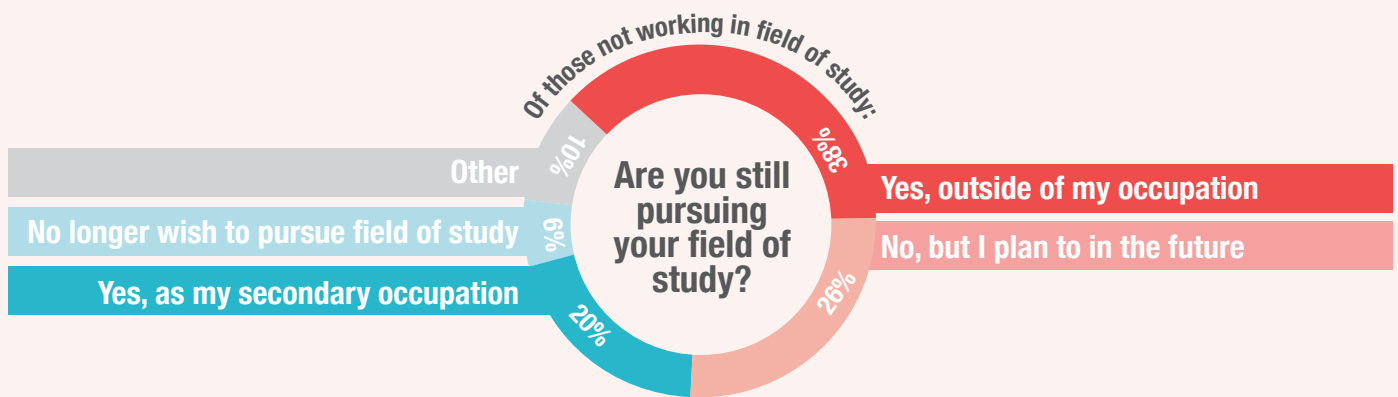
88% Employed full- or part-time

27% Employed in multiple jobs

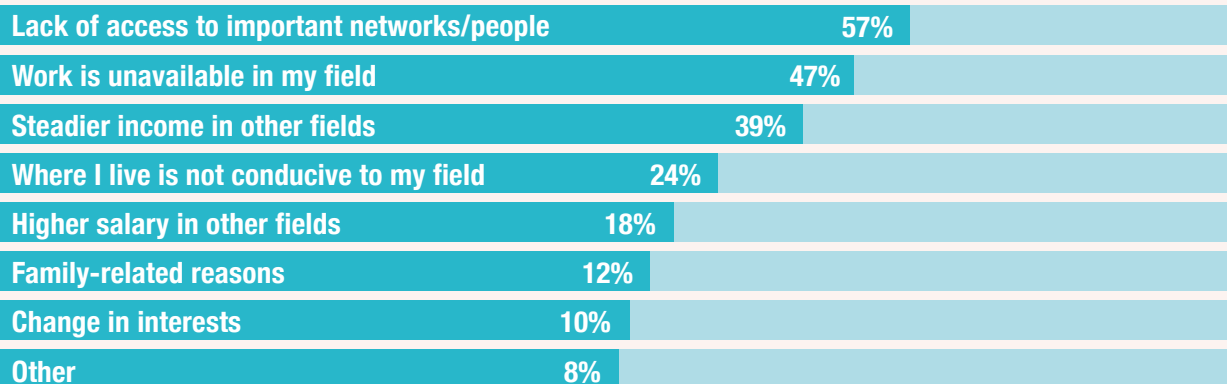
74% Current job is related to field of study at Columbia

\$25,970 Overall mean income

\$32,197 Mean income for those working in field of study



Why is your current primary occupation unrelated to your field of study at Columbia?



Respondents could pick more than one category

Master's in Arts/Sciences 43%
Other Certificate/Degree 22%
Master Business Administration 13%
PhD 9%

Continuing Education

Respondents could pick more than one category

4% Second Bachelor's
4% Other Master's
4% Law Degree
4% Other Doctoral