



FALL 2024 MOVE-IN GUIDE



FREQUENTLY ASKED QUESTIONS AND ANSWERS

Q. When is Move-In?

A. We will be conducting Fall 2024 Move-In the week of August 26, 2024. We will offer move-in appointments at the **Dwight** and **Arc** August 26-29. We will offer move-ins at **30 East** Balbo August 26-27. **UNIVERSITY CENTER** move-in appointments will be offered August 26-29. Students must sign up for a twenty minute Move-In Timeslot on one of these days. Students are not eligible to Move-In and will not be provided keys without scheduling a Move-In Timeslot. **No move-in will occur on August 30 in order for students to participate in Convocation.*

Q. How Do I Sign Up for a Move-In Timeslot?

A. After you have been assigned a housing assignment, please make sure to select a move-in time and date in Sign-Up Genius. Please make sure to select the link correlated to your assigned building.

Dwight: <https://www.signupgenius.com/go/10C0B4FA5A62AA4FAC25-50218909-fall>

Arc: <https://www.signupgenius.com/go/10C0B4FA5A62AA4FAC25-50228713-fall>

30 East:

<https://www.signupgenius.com/go/10C0B4FA5A62AA4FAC25-50228787-fall>

MOVE-IN DATE & TIME DETAILS

(30E, Dwight, and Arc)

- There is a capacity for the number of move-ins per day. If a time is not listed, it means it is no longer available.
- During this 20-minute period, you will be checking in with our team at your building to retrieve your keys to begin your move-in day.
- If you need to cancel or reschedule your appointment, there's a pencil icon to the right of the date/time - where you can edit your submission.

UC Residents (Only): A move-in email was sent to your Columbia email address with specific instructions on how to select a move in time and date through the UC Resident Portal. Please reference that email for more detailed instructions.

Q. Where Am I Going?

A. These are the physical addresses of the residence halls. You will check-in at your specific building's lobby. Enter the building address into your navigation system.

- **THE DWIGHT**
 - 642 S. Clark St.
- **THE ARC**
 - 37 W. Van Buren St.
- **30 EAST**
 - 30 E. Balbo Dr.
- **UNIVERSITY CENTER**
 - 525 S. State St.



We are so excited you are joining us on campus this year! Please read through this guide to get answers to all your Move-In questions!

EACH APARTMENT COMES WITH:

THE DWIGHT, THE ARC, AND 30EAST

- Please Note: designated private bedrooms in all buildings have full-size beds. If you do have a full bed, the room type will state "Full" If room is not a full, default bed size is below:
- **DWIGHT:**
 - XL Twin Bed (80" x 36")
- **30E:**
 - XL Twin Bed (80" x 36")
 - 30 E Studio Apartments: Full Size Beds
- **ARC:**
 - Regular Twin Bed (38in X 75in)
- 1 desk & desk chair, per student
 - *Please note: 30 East provides 1 desk & desk chair per bedroom*
- 1 closet w/ shelf and clothing rack, per student
- 1 dresser, per student
- Sofa and coffee table
- Dining room table w/ chairs or kitchen island w/ stools
- Kitchen w/ stove, oven, refrigerator, and dishwasher (no dishwasher in The Dwight)
- Bathroom(s)
- Central air and heat
- Microwaves are included in all apartments.
- Flat Screen TVs are available in the living rooms of The Dwight, 30 East Balbo, and The Arc



FREQUENTLY ASKED QUESTIONS AND ANSWERS

Q. How Many People Can I Bring on Move-In Day?

A. Please plan to have no more than 3 people assisting you on move-in day*.

- *At the UC students will be allowed a maximum of 2 guests for 2 hours on their scheduled appointment to help you move-in. Guests will be required to follow the UC standard check-in process and required to provide a government issued ID.
- After the move-in time period for the day ends around 5pm, the academic year guest policy will apply at Arc, Dwight, and 30 East. All guests will be required to check-in with building security. Students may have no more than two guests enter the building with them.

Q. Is There Anyone to Help Move-In My Belongings?

A. Unfortunately, Columbia is not able to provide assistance for physically moving your belongings into your room. We recommend you bring family or friends to assist you and pack light!

Q. How Does Move-In Work In Downtown Chicago?

A. The city of Chicago is a busy place that never stops moving —not even for college students moving into residence centers. When you arrive at your assigned building, students will check-in with Housing and Residential Experience staff in the lobby of their building. Student must provide: name, a government issued ID, and proof of health insurance (if not previously submitted in their housing application) before a key will be issued. We ask that any family or guests stay outside while students check-in with the HRE team.

Q. Are There Moving Carts Available?

A. Columbia provides a limited number of wheeled carts for students to use during move-in. Students may borrow one of these carts for up to two (2) hours by leaving a Driver's License or State ID with RAs at check-in. You may have a wait to acquire one, so we encourage you to bring your own cart from home.

Q. We Are Arriving By Car...How/Where Do We Unload Our Car?

A. When you arrive at your assigned building, you will be expected to check-in with the HRE team in the lobby. Most families find it works best if they begin to unload their car(s) while their student is checking-in. It is recommended to not leave your car unattended while unloading. Please be aware of no parking signs, the need to pay parking meters, and tow zones. It is highly recommended you park your car in a garage or nearby parking lot (fees apply), and unload your car there. This can prevent a possible tow and/or accident while unloading your car on a busy street. Columbia College is not responsible for any tickets or towing from the City of Chicago. Similarly, Columbia College is not responsible for any damage of vehicles nor theft of items.

UNIVERSITY CENTER

- 1 closet
- 1 dresser, per student
- Sofa and coffee table
- Dining room table w/ chairs or kitchen island w/ stools
- Kitchen w/ stove, oven, refrigerator, and dishwasher
- Bathroom(s)
- Central air and heat
- Microwaves are included in all apartments.

BED SIZES

- Quad Semi-Suite: Twin XL (can purchase an upgrade to loft in UC resident portal)
- Semi-Private Suite: Twin XL
- Deluxe Double Suite: Twin XL (can purchase an upgrade to loft in UC resident portal)
- Private Room Suite: Full
- 2-Bedroom Apartment: Twin XL (can purchase an upgrade to loft in UC resident portal)
- 4-Bedroom Apartment: Twin XL (can purchase an upgrade to Full Size or loft in UC resident portal)
- Studio Apartment: Full

UNIVERSITY CENTER SEMI SUITE ONLY

- 1 desk & desk chair
- 1 closet organizer
- 1 bed with twin extra-long mattress (80" x 36")
- Book Shelf
- Suite Style bathroom shared with suite mates



FREQUENTLY ASKED QUESTIONS AND ANSWERS

Q. We've Unloaded The Car, Now What Do We Do With The Car?

A. Ah, parking in Chicago — not exactly like home, but not impossible either. It is most important that someone in your party move your car to a legal (dedicated) parking space so the move-in process can continue for other students. The College does not have parking facilities of its own. However, there are numerous public parking lots and garages in the immediate area. Parking in a public lot can cost between \$15 and \$30 but is far cheaper than a ticket or tow from the City of Chicago. Street parking is not advised. We recommend using a parking app, like Spot Hero, to book your parking spot in advance.

Q. How Long Does Move-In Take?

A. That depends. Moving into a high-rise residence center means you may have to wait for an elevator, you may have to wait while someone moves the car, and you may have to wait for a wheeled cart. We recommend that you set aside at least two hours to move all of your belongings, set up your space the way you wish, and leave enough time to make a quick run to the store should you forget something. Some families plan to do a quick trip to the grocery store to stock the fridge for the first time; others let the student roommates collaborate on food.

Q. What Does My Room Look Like?

A. While we don't have photos and floor plans of every room on campus, we do have general floor plans and photos available online. Please see below to access information about your building:

- **30E:** https://students.colum.edu/residence-life/Housing_Options/30e
- **The Dwight:** https://students.colum.edu/residence-life/Housing_Options/Dwight
- **The Arc:** https://students.colum.edu/residence-life/Housing_Options/the-arc
- **University Center:** https://students.colum.edu/residence-life/Housing_Options/University_Center

Q. What Should I Bring?

A. Moving to Columbia does not have to be stressful. Knowing what to bring and what to leave behind allows you to plan ahead so you can get off to a great start! Generally, new students tend to bring more than they really need. Remember, you are moving into an apartment and room that you will share with other roommates who are bringing their belongings as well. You can always choose to bring or buy additional items later. As for your wardrobe, assume you will need clothes for every occasion and every season, especially Chicago's famous winter weather. We have provided a "What to Pack" list in this Move-in Guide!

Q. Anything Else On Move-In Day?

A. You will meet your Resident Assistant (RA) who will help you throughout the year with your transition to college, to the city, and to our campus. You are encouraged to participate in all Welcome Week activities in order to get acclimated to the city, campus, your roommates, and floormates, as well as others in your community.

FACILITIES ISSUES

THE DWIGHT

Any facilities issues need to be immediately reported to the management office. Residents can call, email or visit the office. If it is an emergency situation and outside of office hours then students should report the issue to the security desk.

THE ARC

Students will be granted access to The Arc resident portal close to their move-in day. This is where students should report any facilities issues or maintenance concerns.

30 EAST

Students should utilize the resident portal to report any facilities issues or maintenance concerns. Details for accessing the portal will be available at move-in.

THE UNIVERSITY CENTER

Students should utilize the resident portal to report any facilities issues or maintenance concerns.

MOVE-IN DAY TRASH

THE DWIGHT

In the Dwight, the trash chutes will be closed and students should put trash in the Graffiti Room on the 12th floor.

THE ARC AND 30 EAST

In The Arc and 30E, trash chutes on the floors will be closed. There will be a large dumpster outside these buildings on move-in days for trash to be disposed in.

Q. What Are The Most Important Things To Bring To Move-In?

A. Patience. Humor. Flexibility. After all, at the end of the day, you and your family members will be saying goodbye, and we want your memories of college move-in to be positive ones.



TIPS FOR A STRESS-FREE MOVE-IN TO DOWNTOWN CHICAGO

BEFORE YOU ARRIVE

- Please be aware that there is always a chance for construction in the area, and there may be some traffic redirects.
- We encourage you to utilize *Google Maps* or *Waze* to plan your trip to campus.
- Verify your Move-In Timeslot via your Sign-Up Genius Confirmation or UC Resident Portal
- Take a screenshot of your housing assignment and share it with any guests assisting you on move-in day, that way, if anyone gets separated from the group, they know what room you'll be at.
- We encourage you to pre-book your parking at a parking garage, if you are driving.

PARKING THE DAY YOU ARRIVE

- Read all signs on the streets around your residence hall to make sure you are parking in the correct spot and not subject to towing.
- If you choose to unload on the street, have someone stay with your vehicle with the hazard lights on at all times while you are unloading your belongings.
- Do not leave your belongings unattended.
- In order to prevent being ticketed or towed, you may want to consider parking your vehicle in a lot or garage near your residence hall so you can easily unload your belongings. Parking in a lot or garage costs roughly between \$15.00 and \$30.00.
- Please be aware that there are NO free parking spaces available in the South Loop. Street parking costs about \$7.00 an hour. However, it can be tricky to find street parking in order to unload your car. For more info, visit: <http://www.chicagometers.com/>

ARRIVAL

- Arrive to the lobby of your building during your 20-minute Move-In Appointment Time
- Know the building and the room number you will be living in. This can be found in the housing portal on the "Room Information" page.
- Be prepared to show a government issued ID in order to get your keys to your new home!
- A limited number of speed-packs/carts will be available for unpacking and transporting your belongings from your vehicle. Students may borrow one of these for up to two hours by leaving a Driver's License or State ID with RAs at check-in.
- After you have checked in with a member of the HRE team, checked out a cart, if needed/available, you and your guests can begin moving your items into your space!

FIRST FEW DAYS ON CAMPUS

- Attend Welcome Week Events that will be hosted by the RAs in your building **EVERY NIGHT** of move-in week!
- Attend Convocation on Friday, August 30.
- Plan on attending your first floor meeting where you will meet your RA, floor mates, and be given important information about successful community living.



LOCATIONS AND DIRECTIONS



CAMPUS MAP

- 1. 33 E. Ida B. Wells Drive
- 2. 600 S. Michigan Ave. / Alexandroff Campus Center
- 3. 619 S. Wabash Ave.
- 4. 618 S. Michigan Ave.
- 5. 623 S. Wabash Ave.
- 6. 624 S. Michigan Ave.
- 7. 754 S. Wabash Ave. / Student Center
- 8. 916 S. Wabash Ave.
- 9. 72 E. 11th St. / Getz Theater Center
- 10. 1014 S. Michigan Ave. / Music Center
- 11. 1104 S. Wabash Ave.
- 12. 1306 S. Michigan Ave. / The Dance Center
- 13. 1312 S. Michigan Ave. / Sherwood Community Music School
- 14. 1600 S. State St. / Media Production Center
- 15. 525 S. State St. / University Center
- 16. 642 S. Clark St. / Dwight Lofts
- 17. 37 W. Van Buren St. / The Arc
- 18. 30 E. Balbo Dr. / 30 East
- A. Harrison Red Line CTA Station
- B. LaSalle Blue Line CTA Station
- C. Roosevelt CTA Station (Red, Green, and Orange Lines)
- D. Harold Washington Library CTA Station (Brown, Pink, Purple, and Orange Lines)
- E. Van Buren Metra and South Shore Station
- F. Museum Campus / 11th St. Metra and South Shore Station

- Academic and Administrative
- Residence Centers
- Public Transit

From I-55 (Stevenson) Proceed to the end of the expressway and take Lake Shore Drive north to Balbo Street. Take Balbo to Wabash Avenue. Take right on Wabash, and drive one block north to Harrison.

From I-57 to I-94 (Dan Ryan) Exit Congress Parkway, drive east to Wabash. I-90/94 (Kennedy/Edens) turn right on Wabash and proceed south to the corner of Wabash and Harrison.

From I-290 (Eisenhower) Follow signs for Congress Parkway. Drive east to Wabash and proceed south to the corner of Wabash and Harrison.

From Lake Shore Drive North Take Lake Shore Drive South toward Grant Park. Turn right at Balbo, take Balbo to Wabash Avenue, and take a right on Wabash. Drive one block north to Harrison.

From Lake Shore Drive South Take Lake Shore Drive North toward Grant Park. Turn left on Balbo, take Balbo to Wabash Avenue, and take a right on Wabash. Drive one block north to Harrison.

By Metra/Amtrak 1(800)872-7245 / www.amtrak.com
Metra (312)322-8777 www.metra.com

Please be advised that construction is inevitable. Be on the lookout for traffic detours and possible re-routes. Please adjust your travel time accordingly to avoid missing your scheduled check in time!

Northwest Station & Union

Station Take the Indiana/Hyde Park #1 bus from Adams and Canal Street south to Michigan and Harrison. Walk one block west to Wabash and Harrison.

LaSalle Station Walk 5 blocks east on Congress to Wabash Avenue, turn right, and walk one block south to Wabash and Harrison.

Randolph Station Take the #3 bus from Randolph and Michigan south to Harrison, turn right on Harrison, and walk one block west to Wabash and Harrison.

Van Buren Station Walk two blocks south on Michigan Avenue, turn right on Harrison, and walk one block west to Wabash and Harrison.

By CTA "L" CTA Toll-Free 888/968-7282 www.transitchicago.com Red Line Monday thru Sunday. Get off at Harrison and State stop. Walk one block east on Harrison to Wabash.

By Bus Multiple buses stop at the small station on Michigan Avenue across from the Congress Hotel, including #1, #3, #4, #6, and #14 at rush hour. From this station walk south on Michigan one-half block to Harrison, turn right on Harrison, and walk one block west to Wabash and Harrison.

HOTEL RECOMMENDATIONS

Chicago Hilton & Towers

720 S. Michigan Ave., (312) 922-4400

Palmer House Hilton

17 E. Monroe, (312)726-7500

Chicago International Youth Hostel

24 E. Congress Parkway, Chicago, IL 60605
(312) 692-1560

A great option for the starving student

Best Western Grant Park

1100 S. Michigan Ave., (312) 939-2800

Essex Inn

800 S. Michigan Ave., (312) 939-2800

Hyatt Regency Downtown

151 E. Wacker Drive, (312) 565-1234

When making a booking, it never hurts to ask if they offer a "Columbia College" discount!

WHAT TO PACK

MOVE IN DATES

Monday, August 26- Thursday, August 29
First Day of Fall classes start September 3

Students are only permitted 3 guests to assist with move-in and there will be a limited number of moving carts available for checkout, thus we recommend you pack very judiciously and only bring what is necessary.

OPTIONAL FOR MOVE IN

Cart/dolly
Snacks & bottled water
Money/credit card for parking
Umbrella/rain gear

TALK TO YOUR ROOMMATE FIRST

TV
Gaming systems
Coffee maker/electric kettle
Iron/ironing board
Trash cans
Pots & pans
Plates & utensils
Kitchen items
Decorations
Plants

PLEASE DO NOT BRING

Space heaters
Pets
Exercise machines
Illegal meds/drugs
Weapons, firearms, explosives
Non-UL approved electronics
Dartboards
Paintball guns, water guns, etc.
Screws and Nails
Command Strips
Alcoholic beverages
Paraphernalia
Appliances with open coils or burners
Candles, incense, oil lamps
Hoverboards
Water beds
Air conditioners/window fans
Hookah

KITCHEN SUPPLIES

Cups & mugs
Plates & bowls
Silverware/utensils
Serving utensils
Pots & pans
Ice trays
Oven mitts
Dish towels
Dishwasher detergent
Measuring cups
Can opener
Cooking utensils
Cutting board
Cutlery/knives
Spices/seasonings

LAUNDRY

Laundry bag/basket
Laundry detergent
Fabric softener
Stain remover
Lint roller/brush
Clothes hangers
Bleach
Drying rack
Safety pins/sewing kit

DECORATIONS

Throw rugs
Lamp(s)
Posters/pictures
Plants
Beanbag/folding chairs
Blue tape to hang pictures

CLEANING SUPPLIES

Paper towels
Cleaning spray
Vacuum
Sponges/ Rags
Dish soap
Broom/mop
Toilet scrubber
Trash bags

BEDROOM

Mattress pad
Bed linens
Pillow(s)

ELECTRONICS

Bluetooth speaker
Cards/Board games
Gaming system
Headphones
Camera
Cell phone charger
Power strip/surge protector
Ethernet cord

ACADEMIC SUPPLIES

Desk lamp
Computer
Notebooks
Pens & Pencils
Backpack

BATHROOM

Toilet paper
Toiletries
Towels/washcloths
Hairdryer, hairbrush
Kleenex, cotton balls/swabs
Lotion
Razors & shaving cream
Tweezers
Nail clippers
First aid kit
Pain reliever
Sanitary items
Shower curtain & rings

MISCELLANEOUS

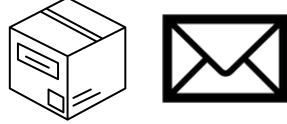
Fan
Bike & lock
Storage bins
Waste basket
Batteries
Small tool kit



BUILDING INFORMATION

LETTER MAIL

Each unit has a mailbox associated with it. Students will be provided with a mailbox key or combination. Mail is delivered by USPS.



PACKAGES

THE DWIGHT

Students are encouraged to sign up for Parcel Pending (my.parcelpending.com) in order to access their delivered packages 24 hours a day. If a resident doesn't sign up for Parcel Pending, or if a package is too large to fit in a locker, packages will be logged in the management office. Any packages logged in the office can only be picked up during regular office hours.

THE ARC

Students will be notified by the management office when a package has arrived for them. Packages may be picked up from the management office.

30East

If a student receives a package that is larger than the size of the mailbox, those can be found in the Parcel Pending Lockers. 30E lockers are stationed in the Bike Room on the 1st floor. There is a start-up fee for Parcel Pending, however during move-in, the fees will be waived! After September 15th, the fees will be active. There will be QR codes located in the lobby to sign up for Parcel Pending on Move-In day.

LAUNDRY

THE DWIGHT

The laundry room is located on the first floor. Student will need to download the WASH-Connect app. Funds are added to the app using a credit or debit card. Washers and dryers can only be operated via the app, and there is information about it located throughout the laundry room.

UNIVERSITY CENTER

The laundry room is located on the 2nd Floor and is accessible 24 hours a day. Machines operate using prepaid laundry cards. A laundry card is provided free of charge when a resident moves in. Additional laundry cards cost \$5 and may be purchased in the management office.

HOW TO ADDRESS MAIL

THE DWIGHT

Student full name
642 S. Clark St.
Apartment #
Chicago, IL 60605

THE ARC

Student full name
37 W. Van Buren
Apartment #
Chicago, IL 60605

30EAST

Student full name
30 E. Balbo.
Apartment #Ave
Chicago, IL 60605

UNIVERSITY CENTER


Student full name
525 S. State St.
Apartment/Suite #
Chicago, IL 60605

30EAST

In-Unit

THE ARC

In-Unit





ADDITIONAL INFORMATION

HOUSING PORTAL

Our office is currently in the middle of transitioning housing systems from our previous Starrez Portal to MCR Housing. At this time, the new resident dashboard is not yet viewable. Our office will send all on-campus residents more detailed information once resident access is available later this summer!

HEALTH INSURANCE

Students living on campus are required by contract to have health insurance. Your Health Insurance information was due at the time you completed your housing contract. If you did not submit your information at that time, you must bring it to move-in, as you will not be issued keys unless proof of insurance is on file. Here's an option with Grad Guard: <https://gradguard.com/#renters-insurance>

IMMUNIZATIONS

Illinois Public Act 85-1315 requires that all students born on or after January 1, 1957, who enroll at least half-time (6 credit hours or more) in an Illinois post-secondary institution (college or university) must prove that they have immunity from certain communicable diseases: diphtheria, tetanus, measles, rubella, and mumps. Proof of immunity must be on file at the institution the student is currently attending. If you did not submit your complete immunization record as part of your undergraduate admission application, you should upload via MedProctor.

SHIPPING

If you are planning to ship some or all of your belongings prior to your arrival, please attempt to schedule delivery no sooner than August 23. Your properly shipped packages should be available for your retrieval at your assigned residence center on the date of your scheduled move-in. The college is not responsible for loss or damage during shipping or storage. Please keep your shipping records in a safe place and remember to bring them with you to move in. University Center Residents ONLY: Please refer to the shipping information that will be provided in the information packet you will be receiving from the University Center.

YOUR FIRST WEEK ON CAMPUS...

Will be a busy one! Housing and Residential Experience will host a series of programs for you during the first week leading up to the start of classes. These programs help you become acclimated to the city and to your new surroundings, and give you lots of opportunities to meet other students! In addition, there are specific Orientation activities with faculty in your major department and new Student Convocation (a required event!), during the first week.

NON-NEGOTIABLE FACTS

The use, possession, and/or sale of alcohol and/or illegal drugs is not permitted in any residential facility, regardless of age. All College residence centers are smoke-free. The ONLY exception to this is the 21+ Community at the Arc. Students in this community have agreed to specific rules and regulations of this community.

HOUSING AND RESIDENTIAL EXPERIENCE HANDBOOK

Please review the Housing and Residential Experience Handbook. It will answer many questions about the facility you will be living in as well as the policies that apply. Students are expected to be familiar with the Handbook and its policies that govern living on campus. The Housing and Residential Experience Handbook will be emailed to you prior to your arrival on campus. The Resident Handbook for the previous year can be found here: https://students.colum.edu/residence-life/pdf_folder/Residence-Life-Handbook-2022-2023.V4.pdf

ROOMMATES

We encourage you to contact your roommates as early as possible about the items only one of you may need to bring (iron, cookware, flatware, etc). Our checklist will help guide you through this discussion. We also recommend that you think now about your living style and preferences on such things as quiet hours, overnight guests, cleaning arrangements, privacy, study times, etc. so you can discuss these with your roommates once you arrive.

BIKES

If you have a bike, you may not store it in your room/apartment. Bike storage rooms are available in each of our buildings. Please work with the Management Offices at 30 East, the Arc, and the Dwight during business hours to arrange bike storage. For the UC, residents you will need to register your bikes via the UC Resident Portal. If you place your bike in storage at your building, your key will be coded to allow you access. Also, your bike must be always locked to the bike rack. For safety reasons and to meet fire codes, bikes must not be attached to stairways, gates, fences, or entry/exit areas. Please note that all bike storage rooms are cleared at the end of each academic year. Any bicycles left behind will be removed and donated.

STORAGE ON CAMPUS

There isn't any. This means that everything you bring with you on move-in day (including the boxes, suitcases, packing crates, etc.) will have to be stored in your room. We recommend that your parents/guardians take additional items such as packing crates and boxes back home for you. There are nearby storage facility companies that can assist students/families with long-term storage options.

DECORATING YOUR SPACE

Please refer to the Housing and Residential Experience Handbook regarding what is permissible in terms of personalizing your space on campus. Nothing that permanently alters the space is permitted. Posters and artwork are recommended to only be hung with blue painters tape (i.e., no nails, command strips, or picture hooks into the walls). There are other restrictions on what you may hang, display, or 'attach' to the walls and furniture. Please read these restrictions in the Housing and Residential Experience carefully and plan to leave at home anything that is not permitted.



TECHNOLOGY INFORMATION

30 East Balbo - 30 EAST



Internet access are provided in 30 East Balbo. Telephone service is not provided. Included is one flat-screen TV and cable TV in the living room. Students who fail to return this equipment upon checkout will be assessed a fee for replacement. Wifi is available in each apartment. To access the wifi the username is the apartment number and the password is located on the wifi router inside the apartment.

Please Note: Mac & PC operating systems come installed with a firewall. There is nothing to purchase, students just have to make sure that it is turned on. Such programs may also detect and remove adware, spyware, and other forms of malicious software.

37 West Van Buren - THE ARC

Internet access is provided in The Arc. Telephone service is not provided. One flat-screen TV and a remote is provided in the living room of each unit. Students who fail to return equipment upon checkout will be assessed a fee for replacement. Wifi is available in each apartment. To access the wifi the username is the apartment number and the password is located on the wifi router inside the apartment. Telephone service is not provided. One flat-screen TV and a remote is provided in the living room of each unit. Students who fail to return equipment upon checkout will be assessed a fee for replacement. Wifi is available in each apartment. To access the wifi the username is the apartment number and the password is located on the wifi router inside the apartment.

Please Note: Mac & PC operating systems come installed with a firewall. There is nothing to purchase, students just have to make sure that it is turned on. Such programs may also detect and remove adware, spyware, and other forms of malicious software. Students may upgrade their internet speed by contacting the provider RCN directly at 1 (800) 746-4726.



642 S. Clark - THE DWIGHT

Basic cable TV and Internet access are provided in The Dwight. Telephone service is not provided. Many students rely on their cell phones as their primary method of communication. One flat-screen TV and a remote are provided in the living room of each unit. Students who fail to return equipment upon checkout will be assessed a fee for replacement. Wireless internet access is available in each apartment. Wi-Fi info is placed in each unit for residents' reference. Residents need to reach out to service provider Single Digits at 833-265-3783 for assistance with any internet/cable problems.

525 S. State - UNIVERSITY CENTER

The University Center provides high-speed Internet access to residents. Students now have access to their wifi information directly from the UC Resident Portal by navigating to the Resident Dashboard and clicking the link for "Internet & IT Info." A TV is not included, and residents will need to provide their own along with any streaming devices as the UC does not have cable.

CONTACTING HOUSING AND RESIDENTIAL EXPERIENCE

PHONE: 312-369-7803

EMAIL: housing@colum.edu

Follow HRE on Instagram!

@ccc_hre



SOME TIPS FOR ROOMMATE SUCCESS

BE RESPECTFUL

- Never borrow anything unless you ask permission first. Don't borrow items like shampoo with the hopes that they won't notice.
- When you do have permission, be careful and conscientious so you do not break anything.
- If you and your roommate(s) have a cleaning schedule, take it upon yourself to do your turn and don't wait to be reminded.
- Respect each other's independence. Being a good roommate does not mean agreeing with everything your roommate suggests or does, nor does it mean doing everything together.

BE COURTEOUS

- Try to have good manners. For example, when your roommate is doing homework or is talking on the phone, don't blast your music.
- Be civil with each other. There's no need to scream or yell at each other to get a point across.
- Be gentle. Don't use your roommate as your frustration punching bag. Take it easy! Breathe!
- Be willing to compromise, but don't let yourself get walked on. Each roommate should work together to find a solution.

COMMUNICATE

- Take time. If you both have busy schedules, try to set aside time every week just to talk about how things are going.
- Be honest about your feelings. If you're upset about being woken up when your roommate comes in at 2:00 AM, let your roommate know. Identify the problem. Discuss your likes and dislikes. Remember, people cannot read your thoughts. What bothers one person may be totally acceptable to another. Express yourself, but be sure to listen as well. Be flexible with yourself and with others.
- Be able to take constructive criticism. Don't be defensive. Try to listen open-mindedly.
- Be compassionate. Your roommate isn't used to living with someone else either. Understand each other and be supportive.
- Discuss new approaches and ways in which you and your roommate can comfortably coexist. Living with another individual is as much of a learning experience as the classroom. When the result is not satisfactory, talk it over and generate new ideas.

BE ALERT

- It's good to notice when your roommate is having a bad day, but it is not helpful to constantly ask "What's wrong? Are you mad at me?"
- Notice signs of preparation for bed and studying.
- Offer to do fun things with your roommate when they look bored, but don't expect to be joined at the hip.
- Be aware of petty irritations: noise, messes, consistent guests, etc.
- If you see your roommate may be experiencing some difficulties, seek assistance from a staff member.



Welcome Week Events

Dwight, Arc, & 30 East

Breaking the Ice

26 August 2024

9:30 pm TBD by building

Cookies & Crafts

27 August 2024

9:30 pm TBD by building

Grab the Mic

28 August 2024

9:30 pm TBD by building

Grocery Bingo

29 August 2024

9:30 pm TBD by building

Convocation

30 August 2024

12 pm @ Grant Park

Saturday Sundaes

31 August 2024

9:30 pm TBD by building

1st Floor Meeting

1 September 2024

TBD by your RA

