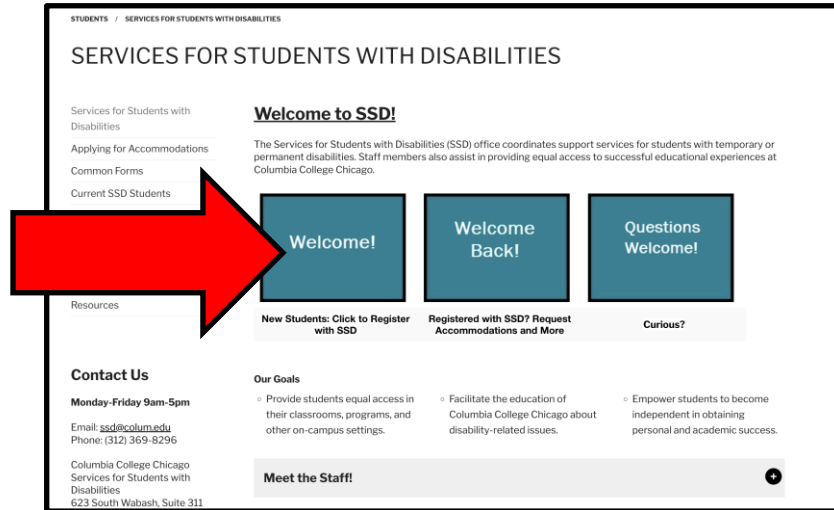
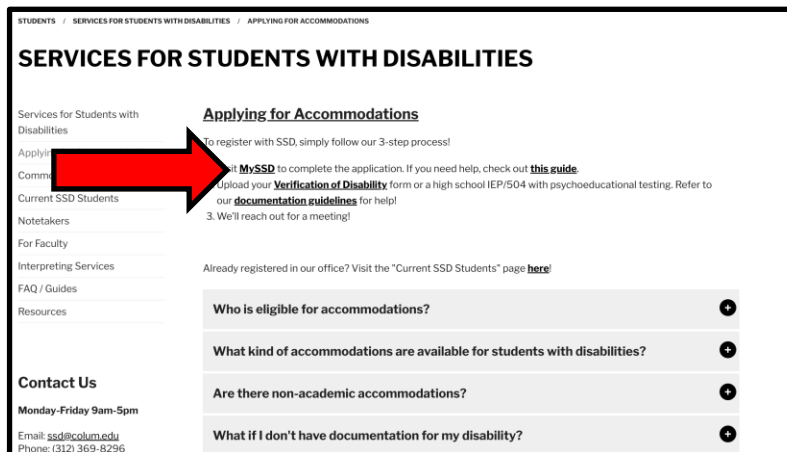


How to Apply to REQUEST and RECEIVE Accommodations

1. Visit www.colum.edu/ssd
2. Click the “Welcome!” box or “New Student: Click to Register with SSD” as shown on the picture below.

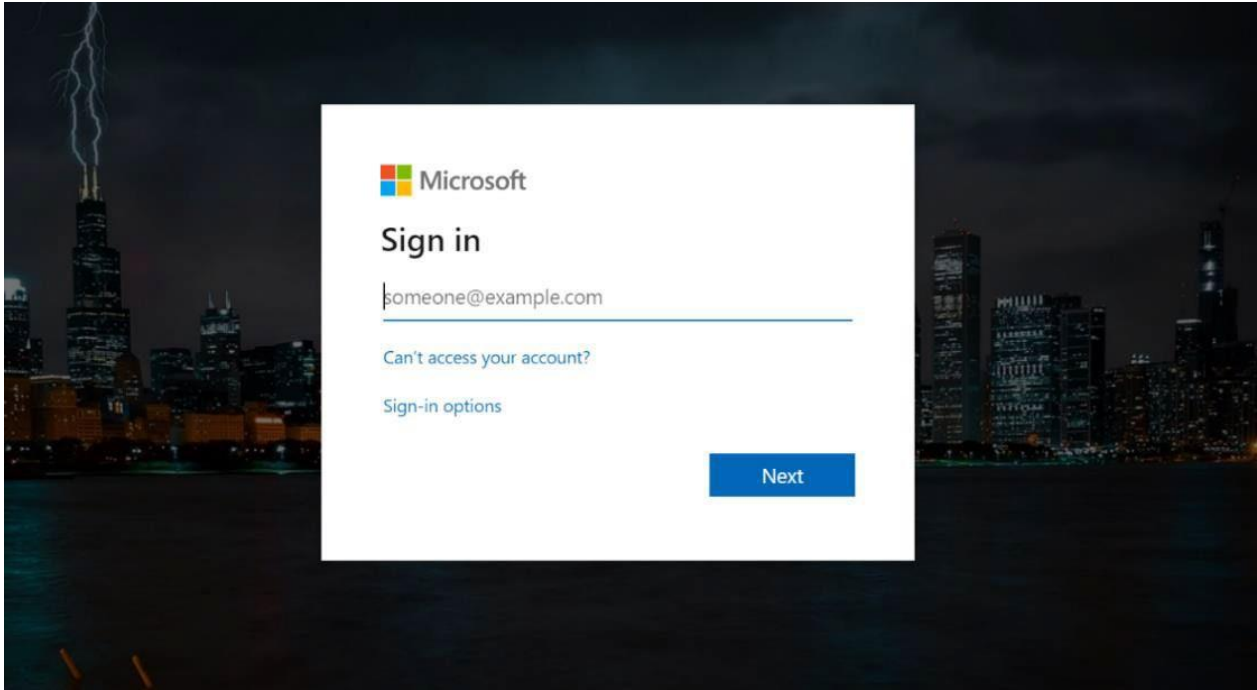


3. Click “MySSD” in Step 1 of “Applying for Accommodations” shown below.



[Continue to next page]

4. Sign into your “MyColumbia” account by entering your Columbia College Chicago email address (ID#@colum.edu, ex: 123456@colum.edu)




5. On the following screen (Pictured Below) enter your Columbia email (ID#@colum.edu, ex: 123456@colum.edu) and password, and click “Sign in”




[Continue to next page]

6. You will be taken to the following page--complete the Application:



- a. Primary Disability: Click the arrow next to "Select One" and a dropdown list will appear. Select the "Primary Disability" from that list



[Continue to next page]

